

<i>100 Rupees</i>	<i>100 Rupees</i>	<i>100 Rupees</i>
<i>100 Rupees</i>	<i>100 Rupees</i>	<i>100 Rupees</i>
<i>200 Rupees</i>	<i>200 Rupees</i>	<i>200 Rupees</i>
<i>200 Rupees</i>	<i>200 Rupees</i>	<i>200 Rupees</i>
<i>500 Rupees</i>	<i>500 Rupees</i>	<i>500 Rupees</i>
<i>500 Rupees</i>	<i>500 Rupees</i>	<i>500 Rupees</i>
<i>1000 Rupees</i>	<i>1000 Rupees</i>	<i>1000 Rupees</i>

<i>5 Rupees</i>	<i>5 Rupees</i>	<i>5 Rupees</i>
<i>5 Rupees</i>	<i>5 Rupees</i>	<i>5 Rupees</i>
<i>5 Rupees</i>	<i>5 Rupees</i>	<i>5 Rupees</i>
<i>10 Rupees</i>	<i>10 Rupees</i>	<i>10 Rupees</i>
<i>10 Rupees</i>	<i>10 Rupees</i>	<i>10 Rupees</i>
<i>10 Rupees</i>	<i>10 Rupees</i>	<i>10 Rupees</i>
<i>20 Rupees</i>	<i>20 Rupees</i>	<i>20 Rupees</i>
<i>20 Rupees</i>	<i>20 Rupees</i>	<i>20 Rupees</i>
<i>50 Rupees</i>	<i>50 Rupees</i>	<i>50 Rupees</i>

Price Poster

Housing

Slum shack (mth)	1000 R
Small flat (mth)	4500 R

Fuel

Petrol (1L)	15 R
Kerosene (1L)	30 R

Medical

Hospital visit fee	20 R
Paracetamol	10 R
Nappies (6)	75 R

Clothes

Shirt	150 R
Trousers	300 R
Shoes	700 R

Food

Potatoes (1kg)	7 R
Rice (1kg)	15 R
Lentils (1kg)	35 R
Milk (1L)	20 R
Bananas (dozen)	15 R
Spinach (1kg)	15 R
Flour (1kg)	15 R
Whole chicken	70 R
Cooking oil (1L)	55 R

Education

School fees (mth)	45 R
Uniform	250 R
Textbooks	300 R

Entertainment

TV (30cm)	5000 R
-----------	--------

Destination Sheets (each passenger needs one)

<p>Start Hotel With 1 500 rupees You must visit</p> <ul style="list-style-type: none"> • The Red Fort • India Gate • Main Bazaar • Lakshmi Narayan Temple • Old Delhi Post Office • Return to Hotel 	<p>Start Home With 300 rupees You must visit</p> <ul style="list-style-type: none"> • The Vegetable Market • Home • Jami Masquid (Mosque) • Dr Ram Manohar Lohia Hospital • Main Bazaar • Return Home 	<p>Start International Airport with 2000 rupees You must visit</p> <ul style="list-style-type: none"> • Hotel • India Gate • Vegetable Markets • Red Fort • Main Bazaar • New Delhi Railway station • Return to Hotel
<p>Start New Delhi Railway Station With 1000 rupees You must visit</p> <ul style="list-style-type: none"> • Lakshmi Narayan Temple • Main Bazaar • Old Delhi Post Office • India Gate • Red Fort • International Airport 	<p>Start New Delhi Railway Station With 700 rupees You must visit</p> <ul style="list-style-type: none"> • Main Bazaar • Red Fort • India Gate • Jami Masquid (Mosque) • Old Delhi Post Office • Dr Ram Manohar Lohia Hospital 	<p>Start Home With 250 rupees You must visit</p> <ul style="list-style-type: none"> • Lakshmi Narayan Temple • India Gate • New Delhi Railway Station • Old Delhi Post Office • Vegetable Markets • Red Fort • Return Home
<p>Start International Airport With 1000 rupees You must visit</p> <ul style="list-style-type: none"> • India Gate • Lakshmi Narayan Temple • Red Fort • Main Bazaar • New Delhi Railway Station 	<p>Start Home With 200 rupees You must visit</p> <ul style="list-style-type: none"> • Old Delhi Post office • Red Fort • New Delhi Railway Station • Main Bazaar • Vegetable Markets • Return Home 	<p>Start Hotel With 1500 rupees You must visit</p> <ul style="list-style-type: none"> • Red Fort • Lakshmi Narayan Temple • Red Fort • Jami Masjid (Mosque) • Main Bazaar • Return to Hotel

Destination labels

<i>Red Fort</i>	<i>Vegetable Markets</i>
<i>India Gate</i>	<i>New Delhi Railway station</i>
<i>Hotel</i>	<i>Indira Gandhi International Airport</i>
<i>Jami Masquid (Mosque)</i>	<i>Lakshmi Narayan Temple</i>
<i>Main Bazaar</i>	<i>Dr Ram Manohar Lohia Hospital</i>
<i>Home</i>	<i>Old Delhi Post Office</i>



Bible truth and dare examples:

Truths:

Q. How many books are in the Bible? (Old Testament?) (New Testament?)

A. 66 (39) (27)

Q. What was the name of the shepherd boy who became the second king in Israel?

A. David

Q. How many brothers did Joseph have?

A. 11. He also had 1 sister.

Q. Who were the parents of Cain and Abel?

A. Adam and Eve

5. Q. Noah sent out 2 different kinds of birds from the Ark. What were they?

A. Raven and Dove

Q. After the flood, what sign did God give that He would not destroy the earth with a flood again?

A. Rainbow

Q. Who found baby Moses in the river?

A. Pharaoh's daughter

Q. What was the name of the mountain where Moses was given the 10 Commandments?

A. Mt. Sinai

Q. What river was Jesus baptized in?

A. Jordan River

Q. What was the first miracle of Jesus recorded in the Bible?

A. Turning the water into wine.

Q. What kind of work did Zacchaeus do?

A. Tax collector

Q. When Jesus was on the Mount of Transfiguration, who were the Old Testament men who appeared with Him?

A. Moses and Elijah

The next question is my all-time favorite question to ask in a Bible quiz. Q. How many of each animal did Moses bring into the Ark?

A. None. Moses led the people of Israel out of Egypt. It was Noah who was on the Ark.

Dares:

Lick your arm and say 'hmm I taste yummy!'

Run around the room saying 'I'm alive yay!'

Star jump backwards

Do the can-can whilst whistling

Pat your head and rub your tummy, then reverse

Say the alphabet backwards whilst the entire group is shouting out random letters

Spell 'Supercalifragilisticexpialidocious'

Put shaving foam/hand soap on your face and pretend to wash

Cover yourself in toilet roll like an Egyptian mummy

facebook

Name:

Profile Picture

Date of birth:

Favourite pastimes:

Hometown:

Job:

Likes:

Dislikes:

Recent pictures...

Status update...

Recently checked in at...

What do I want help with....

facebook

Name:

Profile Picture

Date of birth:

Favourite pastimes:

Hometown:

Job:

Likes:

Dislikes:

Recent pictures...

Status update...

Recently checked in at...

What do I want help with....



the PEACE CRANE project

HOW TO FOLD A PEACE CRANE

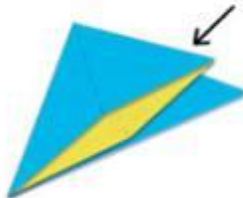
Blue represents the front side of the paper. Yellow represents the back. Your paper may look different. To participate in The Peace Crane Project you will need a square piece of paper, plus markers, pens, paint, or pencils.



1. Fold your paper in half, diagonally.



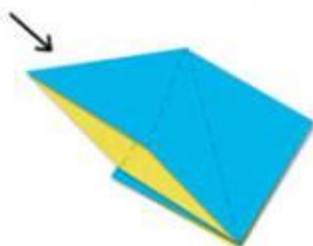
2. Fold in half again.



3. Bring top point of top layer down to meet bottom point, opening paper as you go, to form a square.




4. Does your paper look like this? If so, turn it over. If no, go back to step 3.



5. Repeat fold on this side.




6. Fold sides of top layer to middle, then unfold.



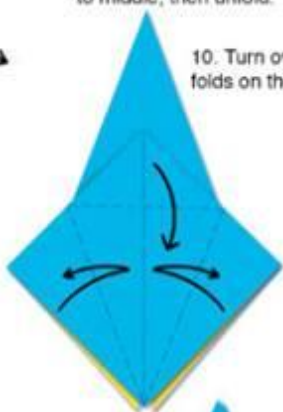
7. Fold top down to side creases, then lift top layer upward.



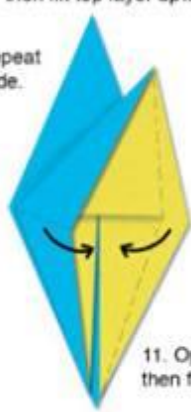
8. Create a boat-like shape by folding sides inward.



9. Flatten boat shape inward.



10. Turn over and repeat folds on the other side.



11. Open to boat shape then flatten.



12. Fold sides of top layer to middle.



13. Does it look like this? Then turn over and repeat the folds in step 12.



14. Reverse fold the bottom points.



15. Reverse fold one point.



Your finished crane!

© Armed with the Arts Inc

Write your words of peace on your Peace Crane. Draw a picture of peace on your Peace Crane. Then share it with the world! To join the Peace Crane Exchange list, sign up at www.peacecraneproject.org.